



USRFR pre-season conference

Sunday 18th August 2024

Newforge Sports Complex



Presidents charity

Friends of
the
cancer centre



Theme for the season



‘Doing the right thing at the right time’





WORLD RUGBY – GLOBAL LAW CHANGES

EFFECTIVE 1 JULY 2024

IRISHRUGBY.IE

3 Law Changes for 24/25 Season

Crocodile Roll Prohibited

No Scrum Option at Free Kick

Offside in Open Play (Kicks)

Croc Roll

Laws 9.20 d & e and Law 14.8

Definition of Croc Roll

Crocodile roll - A prohibited action where a player laterally rolls/twists or pulls a player, who is on their feet in the tackle area, to ground. The action often lands on the player's lower limbs

Look out for and Sanction

- **Twisting action – Wraps/rolls/twists on jackler dropping weight onto/near lower limbs**
- **Pulling action - Pulling jackler and dropping weight onto/near lower limbs; pulling jackler around, or onto, heads/necks; or pulling a jackler forward onto their heads/necks**

Awareness Trigger for Referee
Jackler is in a strong position to contest for possession. Croc Rolls and other dangerous actions e.g. shoulder charge with no grasp are more likely.



Croc Roll

Drive not Dive

If player is driven backwards and then goes to ground, this isn't necessarily a croc roll.

Examples of Good Practice



Croc Roll

Level of Sanction

The level of sanction will be decided by the degree of danger of the action.

PK only or **PK and YC** - Croc roll with a drop near or onto lower limb – Low/Medium danger



RC - Croc roll with a drop onto lower limb or causing hyper extension of leg – High danger



No Scrum Option at FK

Laws 20.3 and 20.4

Law 17.6

Law 20: Options at a penalty or free-kick

Law 20.3: A team awarded a penalty ~~or a free-kick~~ may instead choose a scrum.

Law 20.4:

a. A team awarded a penalty ~~or free-kick~~ at a lineout may instead choose a lineout or a scrum at the same mark.

b. A team awarded a free-kick at a lineout may instead choose a lineout at the same mark.

Consequential change - Mark Law 17.6:

If the player is injured in the act of claiming a Mark and is unable to take the free-kick within one minute, a team-mate may take the Free Kick.

No Scrum Option at FK

Law Application

Team with weaker scrum looking to exploit law change:

- Manage/Sanction these situations appropriately.
- Deliberate infringing can be sanctioned with a PK under Law 9.7a.
- Repeat offences can be escalated to PK.

Quick Taps:

- Facilitate quick taps when possible.
- Must be taken behind mark – near number 8 position – not at side of scrum.
- Domestic Game in Ireland - No quick tap at a collapsed scrum.
- Defending players not back 10m must retreat - Laws 20.12/13/14.

Offside in Open Play – Kicks

Laws 10.1d, 10.4, 10.7

Key Message – ALL players ahead of the kicker, including those outside of 10m from where ball is caught or lands must immediately retreat towards their own goal line, and continue to retreat until brought onside.

Focus on Laws:

10.1d – Players loitering in offside position.

10.4a – Players making no effort to retreat.

10.7b – Opponent passing the ball **or** running 5m with it no longer puts an offside player onside

Offside in Open Play – Kicks

Law Application

Players in Front of Kicker:

- Must retreat and continue to retreat until put onside.
- Players outside 10m who are retreating can be put onside by a teammate **or** by action of opponent
 - Intentionally playing the ball but not gaining possession.
 - Kicking the ball.
- Focus on players nearest to where ball is landing.

Ball Goes into Touch:

- Ball going into touch does not automatically put players back onside.
- When a quick throw in is possible any offside players must retreat – loitering not permitted.
- When referee blows whistle or AR arm goes out, signaling a lineout is to take place, that act makes the ball dead and so the players can move to the line of touch. (This was the subject of a 2012 Law Application Guideline)

Offside in Open Play – Kicks

Law Application

Long Kicks:

- Players that are a significant distance from where the ball is landing that are brought onside quickly and have no impact receiver's options – we don't need to chase these.

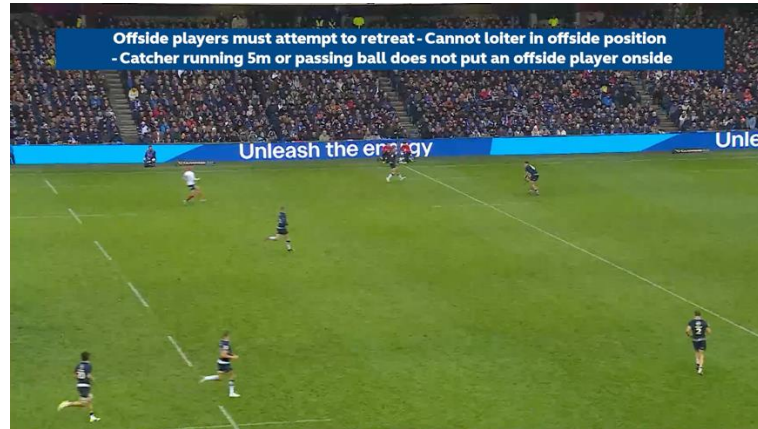
Short Kicks:

- Offside players more likely to have a material impact and should be sanctioned if they don't retreat immediately

**REMEMBER –
MATERIALITY IS STILL
KEY!**

**DON'T FORGET TO GIVE THE
OPTION OF PK AT PLACE OF
INFRINGEMENT OR SCRUM FROM
WHERE BALL WAS KICKED**

Offside in Open Play – Kicks



Rugby Values

- Context / background
- Reporting

MATCH INCIDENT REPORTING 2024/5 SEASON

WITH YOUR FRIENDLY LIAISON, GUS



WHAT IS MY ROLE?

- **REFEREE LIAISON FOR ALL REFEREES IN ULSTER WITH REGARD TO RED CARD AND MATCH INCIDENT REPORTING**
- **JOB IS TO ASSIST ANY REFEREE THAT NEEDS TO REPORT ANY INCIDENT PRE/POST OR DURING A MATCH TO THE ULSTER BRANCH.**

**WHO TO SPEAK TO
ABOUT RED CARDS AND
MATCH INCIDENTS**

- **CALL ME POST MATCH ON**

07969 157137

EMAIL – CLOGAN818@C2KNI.NET

- **DISCUSS THE INCIDENT YOU MAY ALSO WANT TO LET RICHARD KERR KNOW - HE WILL BE KEPT IN THE LOOP BY ME ANYWAY FOR ANYTHING CHALLENGING**
- **IF YOU HAVE AN EVALUATOR, COACH OR MENTOR PRESENT – THEY CAN DISCUSS THINGS WITH YOU FOR SUPPORT**

WHAT REPORT DO YOU SEND?

- **THERE ARE 2 TYPES OF REPORT**
- **RED CARD**
- **MATCH OFFICIAL ABUSE OR INCIDENT REPORT**

AutoSave Updated red and abuse report Search (Alt+Q) C:LOGAN Comments Share

File Home Insert Design Layout References Mailings Review View Help

Clipboard Font Paragraph Styles Editing Voice Sensitivity Editor Reuse Files

REFEREE'S REPORT ON SENDING OFF and/or CASE OF ABUSE

RED CARD REPORT ONLY
To be completed and sent by the Referee Touch Judge and forwarded to The Disciplinary Secretary in case of a red card during the match only.

Player Name: Pin Number:
Club: Team No. & Position:
Ground: Date of Match:
Match Level: Final Result & Score:
Referee Liaison Officer:
Ground and Weather conditions:

Law number and short description of the Law:

Disputed time and half when incident occurred: Score at that time:
Proximity of Referee to incident: Was the incident clearly seen?
Was the incident "flagged" by an officially appointed Touch Judge/Assistant Referee?
If so, attach report from T.J./A.R. n/a
Had any cautions been issued to: a) Individual b) General
Reaction of player being ordered off, including any apology:

(a) Immediately
(b) After the match:

Extent of injury to the victim player and confirm that player was able to continue:

Please give detailed report below and continue overleaf if necessary. PLEASE WRITE CLEARLY.

REPORT:-

REFEREE'S NAME:
ASSOC/NO: USRR

In the interest of fair and swift administration of sanctions to a player and only in the unusual event of a contested report the match official shall be invited to attend the disciplinary hearing in keeping with agreed arrangements between the Ulster Branch IRFU and USRR. For weekend games the following Wednesday in the designated day of the hearings, notice of such a hearing shall be given on Tuesday.
Please indicate your availability to attend. YES/NO
Alternative: to partake in a telephone conversation on the Wednesday YES/NO

MATCH OFFICIAL ABUSE or AFTER MATCH INCIDENT REPORT ONLY

To be completed and sent by the Referee Touch Judge and forwarded to The Disciplinary Secretary in case of abuse before during or after the match when no red card was shown. Or in cases of an incident that took place after the match had ended which was not match official abuse.

FIXTURE: V
COMPETITION:
VENUE:
DATE:
REFEREE LIAISON OFFICER:
PERSON/S RESPONSIBLE FOR ABUSE (mark with an x)
Player Coach Club Official Spectator

NAME/S (if known) AND CLUB / TEAM PERSON/S RESPONSIBLE FOR ABUSE

LIST NAMES AND CLUB / TEAM OF ANY WITNESSES TO THE INCIDENT

NATURE OF ABUSE: e.g. Physical / Verbal / Other

DESCRIBE DETAILS OF THE INCIDENT: (see extra page if required)

REFEREE'S NAME: ASSOC/NO: USRR

Page 1 of 2 385 words English (United Kingdom) Accessibility: Investigate

Type here to search 09:50 15/08/2023

THRESHOLDS OR TOLERANCES

- **WHAT TRIGGERS A MATCH INCIDENT REPORT?**
- **WHOM DO YOU REPORT IT TO?**
- **WHEN DO YOU REPORT?**
- **WHAT STEPS CAN YOU TAKE ON THE DAY?**

STEPS TO TAKE ON THE DAY

- 1. REPORT INCIDENT TO RLO, CLUB REPRESENTATIVE OR TEAM CAPTAIN.**
- 2. MAKE SURE THEY INFORM CLUB OF YOUR INTENTION TO REPORT THE INCIDENT TO THE ULSTER BRANCH.**
- 3. ASK WITNESSES, IF ANY, FOR THEIR NAME/DETAILS SO THEY CAN BE FOLLOWED UP.**
- 4. CALL GUS. DISCUSS WITH ME AND IF DIRECTED TO – SEND A REPORT.**

Pillars of refereeing and on pitch checklists

At the start of any new season, it is important to remind ourselves of some key factors.

This applies to everyone:

- Active referees
- TJ's
- Mentors, coaches and evaluators

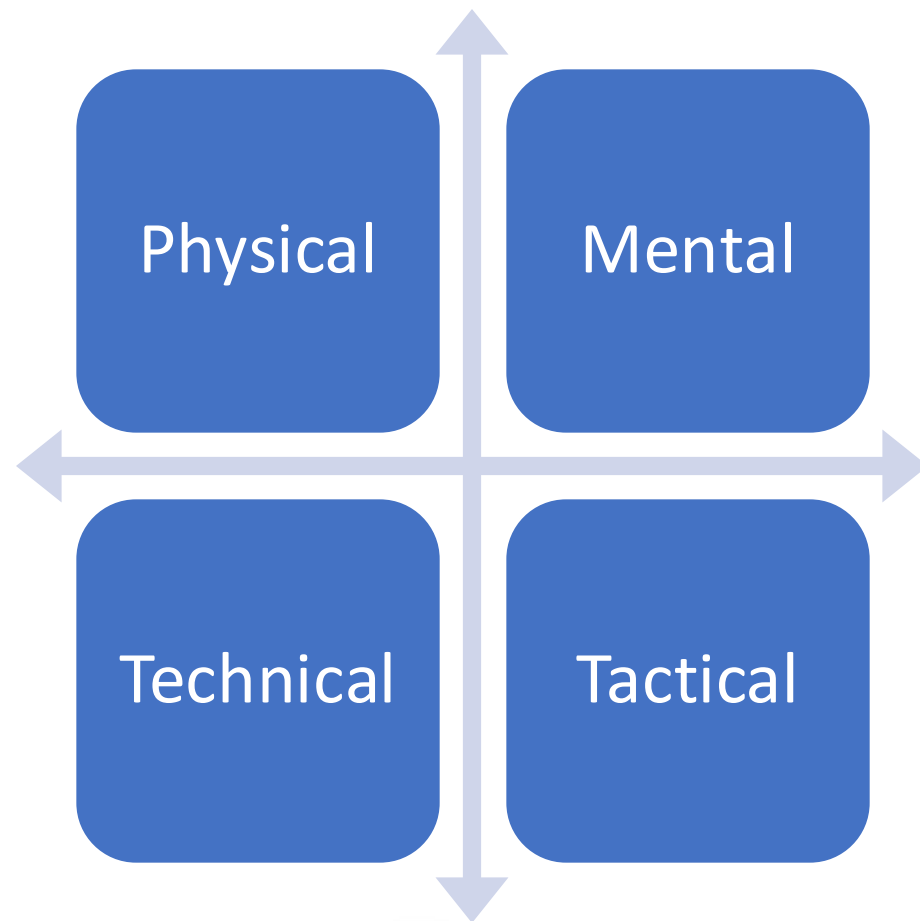
Pillars of Refereeing

- Safety
- Consistency & Fairness
- Fitness
- Communication & Control
- Law Knowledge



Common sense

Pillars of refereeing



Kick off

- What should the referee do before they blow their whistle?
- Start watches
- Check for TJ's
- Ask non kicking captain if ready
- Count numbers
- Keep kicking team onside
- Check playing enclosure – spectators well back from touch line
- Position

Scrum

- What should be included in your plan?
- Pre-match chat? Words?
- Scrum law
- Commands
- Uncontested?
- Numbers
- Binding
- Scrum halves
- Backs onside
- position

Lineout

- What should you do at the first lineout?
- Every lineout?
- Get there
- Quick throw awareness
- Numbers
- Set up
- Gap
- Position
- Downtime - opportunity to speak to players
- Backs onside

PK / FK

- Process when you award a PK or FK
 - Attack v defence
 - Quick tap
 - No scrum (FK)
 - No drop goal (FK)
 - Signal posts (PK)
 - Opposition back 10
 - Afters

Foul play

- Follow the process!
- Has there been foul play?
- What is the level of danger?
- Consider game context.
- You must (always) speak to the offending player after foul play

Main Objective of the Referee

Change Player Behaviour

Identify – Manage – Sanction

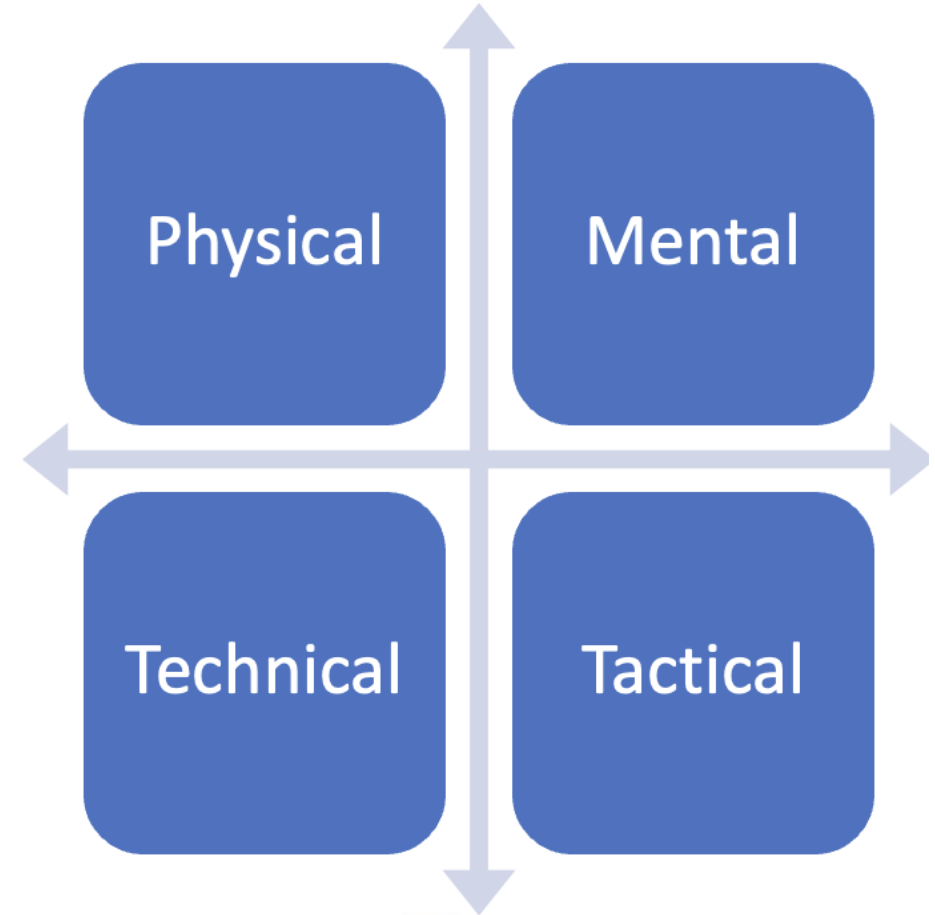


Remember the pillars!

- **Safety**
- **Consistency & Fairness**
- **Fitness**
- **Communication & Control**
- **Law Knowledge**



Common sense



Tackle Height Law Trial

What We Know

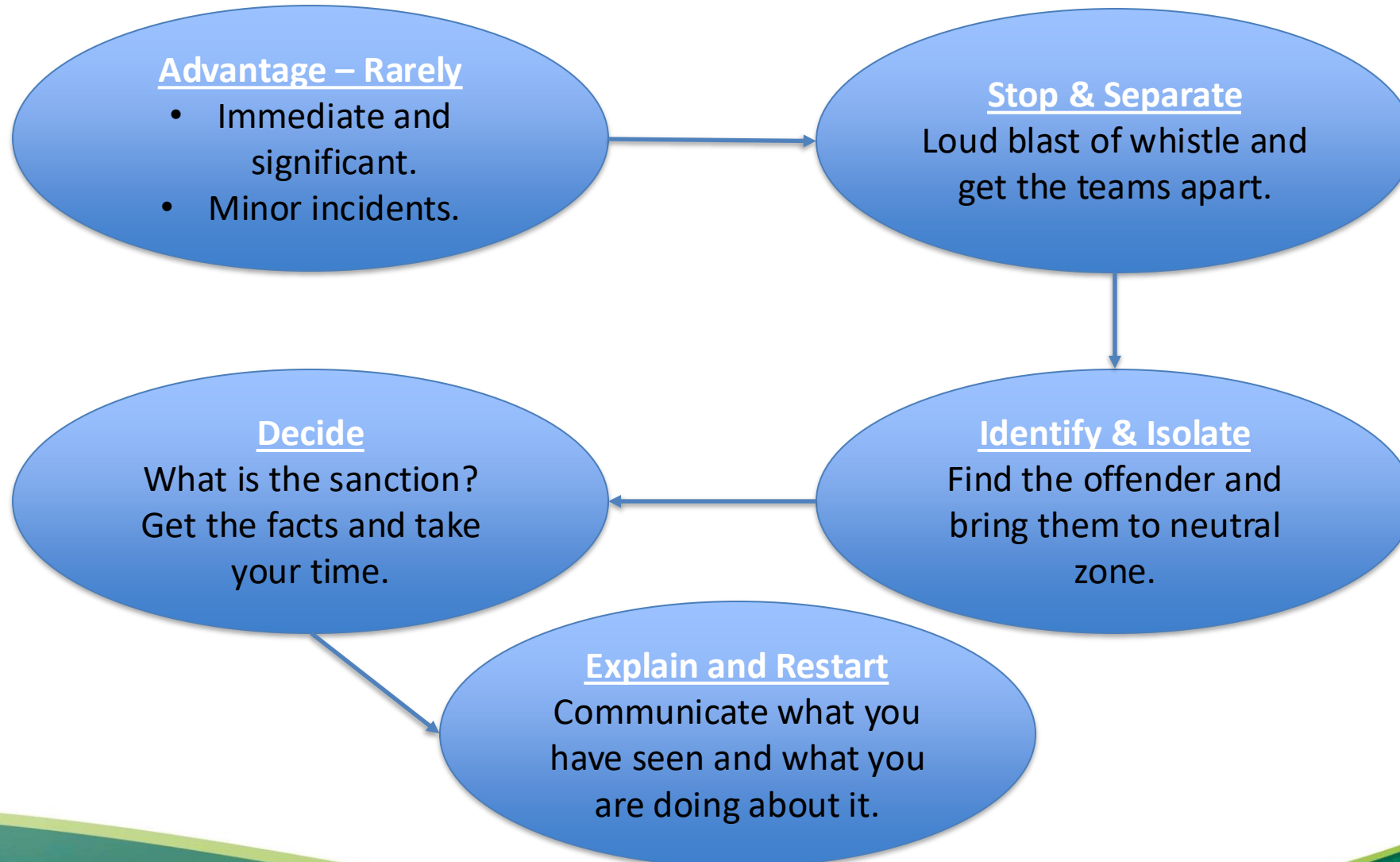
- As expected, very difficult in first half of 22/23 season.
- Early rounds of AIL – we didn't get it right.
- Pushed the reset button and resolved to improve our application of the law trial.
- Players adapted when we stuck to the task.
- Towards the end of the season, we saw a behavioural change in the players.
- Strong, consistent approach worked in the long run.
- 24% reduction in reported concussion incidents in AIL.
- Law Trial continues for 24/25 season.

Tackle Height Law Trial

What We Will Do

- Continue with a strong, consistent approach.
- Know the key factors
 - Players who bend at the waist when attempting to tackle usually results in legal tackle.
 - Players who tackle in an upright position will nearly always be penalized.
- Stick to the Clear & Obvious.
- Follow the process for incidents of foul play – ASIDE.
- Effectively communicate the reason for sanction and what the player needs to do differently.
- Make accurate judgements on the level of sanction.

Foul Play Process – A.S.I.D.E



Referee Department

Conclusion

- Gainline courses
 - Tackle height
 - Concussion
 - Touch judge
 - Positioning resource

Attend meetings and workshops



Referee positioning resource



<https://360.articulate.com/review/content/4ca8413a-08ac-4237-88cb-21226c4fa22c/review>



2024

2025

	July	August	September	October	November	December	2024-2025	January	February	March	April
Monday	1						Monday				
Tuesday	2			1 Development Group workshop			Tuesday				1 Development Group workshop
Wednesday	3			2			Wednesday	1			2
Thursday	4	1		3			Thursday	2			3
Friday	5	2		4	1		Friday	3			4
Saturday	6	3		5	2		Saturday	4	1	1	5
Sunday	7	4	1	6	3	1	Sunday	5	2	2	6
Monday	8	5	2	7	4	2	Monday	6	3	3	7
Tuesday	9	6 Fitness training Lisburn	3 Development Group workshop	8 NW area meeting 2	5 Development Group workshop	3 Development Group workshop	Tuesday	7 Development Group workshop 5	4 Development Group workshop	4 Development Group workshop	8
Wednesday	10	7	4	9 BAGS area meeting 2	6	4	Wednesday	8	5	5	9
Thursday	11	8	5	10 MUGS area meeting 2	7	5	Thursday	9	6	6	10
Friday	12	9	6	11	8	6	Friday	10	7	7	11
Saturday	13	10 IRFU National Referee Camp	7	12	9	7 New Referee course 2 TBC	Saturday	11	8	8	12
Sunday	14	11 IRFU National Referee Camp	8	13	10	8	Sunday	12	9	9	13
Monday	15	12	9	14	11	9	Monday	13	10	10	14
Tuesday	16 Fitness training Lisburn	13 Fitness training Lisburn	10 NW area meeting 1	15 Trainee Referee workshop 2 (1)	12 NW area meeting 3	10 NW Christmas event TBC	Tuesday	14	11 NW area meeting	11 NW area meeting	15
Wednesday	17	14	11 BAGS area meeting 1	16	13 BAGS area meeting 3	11 BAGS Christmas event TBC	Wednesday	15	12 BAGS area meeting	12 BAGS area meeting	16
Thursday	18	15	12 MUGS area meeting 1	17	14 MUGS area meeting 3	12 MUGS Christmas event TBC	Thursday	16 USRFR mid-season conference TBC	13 MUGS area meeting	13 MUGS area meeting	17
Friday	19	16	13	18	15	13	Friday	17	14	14	18
Saturday	20	17	14	19	16	14	Saturday	18	15	15	19
Sunday	21	18 USRFR pre-season conference	15	20	17	15	Sunday	19	16	16	20
Monday	22	19	16 Level 4 workshop 1	21	18	16	Monday	20	17	17	21
Tuesday	23 Fitness training Lisburn	20 Fitness training Lisburn	17 Trainee Referee workshop 1 (1)	22	19 Trainee Referee workshop 3 (1)	17 Trainee Referee workshop 1 (2)	Tuesday	21 Trainee Referee workshop 2 (2)	18 Trainee Referee workshop 3 (2)	18	22
Wednesday	24	21	18	23 USRFR monthly meeting 2	20	18	Wednesday	22	19	19	23
Thursday	25	22	19	24	21	19	Thursday	23	20	20	24
Friday	26	23	20	25	22	20	Friday	24	21	21	25
Saturday	27	24	21	26	23	21	Saturday	25	22	22	26
Sunday	28	25	22	27	24	22	Sunday	26	23	23	27
Monday	29	26	23	28	25	23	Monday	27	24	24	28
Tuesday	30 Fitness training Lisburn	27	24 USRFR monthly meeting 1	29	26	24	Tuesday	28	25	25	29
Wednesday	31	28	25	30	27 USRFR monthly meeting 3	25	Wednesday	29	26 USRFR monthly meeting	26 USRFR monthly meeting TBC	30
Thursday		29	26	31	28	26	Thursday	30	27	27	
Friday		30	27		29	27	Friday	31	28	28	
Saturday		31 New Referee course 1	28		30	28	Saturday			29	
Sunday			29			29	Sunday			30	
Monday			30			30	Monday			31	
Tuesday						31	Tuesday				

USRFR meeting schedule 2024-25

	September	October	November	December	January	February	March	April
Topic *	Conference review			Christmas event				
North West (2nd Tues)	10th Sept	8th Oct	12th Nov	10th Dec	Attend mid-season	11th Feb	11th Mar	
7.30pm	Tuesday	Tuesday	Tuesday	Tuesday	conference on	Tuesday	Tuesday	
Facilitator	Glenda Mellon	Glenda Mellon	Glenda Mellon	Glenda Mellon	16th Jan	Glenda Mellon	Glenda Mellon	
Main presenter								
Venue	Drumachose PS	Drumachose PS	Drumachose PS	TBC		Drumachose PS	Drumachose PS	
Belfast (BAGS) (2nd Wed)	11th Sept	9th Oct	13th Nov	11th Dec	Attend mid-season	12th Feb	12th Mar	
7.30pm	Wednesday	Wednesday	Wednesday	Wednesday	conference on	Wednesday	Wednesday	
Facilitator	Matthew Kilgore	Matthew Kilgore	Matthew Kilgore	Matthew Kilgore	16th Jan	Matthew Kilgore	Matthew Kilgore	
Main presenter								
Venue	Shaws Bridge	Shaws Bridge	Shaws Bridge	TBC		Shaws Bridge	Shaws Bridge	
Mid Ulster (MUGS) (2nd Thurs)	12th Sept	10th Oct	14th Nov	12th Dec	Attend mid-season	13th Feb	13th Mar	
7.30pm	Thursday	Thursday	Thursday	Thursday	conference on	Thursday	Thursday	
Facilitator	Keane Davison	Keane Davison	Keane Davison	Keane Davison	16th Jan	Keane Davison	Keane Davison	
On night venue facilitator								
Main presenter								
Venue **				TBC				

Development group (1st Wed)	3rd Sept	1st Oct	5th Nov	3rd Dec	7th Jan	4th Feb	4th Mar	1st Apr
Trainee Referees (mainly 3rd Wed)	17th Sept	15th Oct	19th Nov	17th Dec	21st Jan	18th Feb	N/A	
USRFR monthly (mainly 4th Wed)	24th Sept	23rd Oct	27th Nov	No meeting	16th Jan mid-season	26th Feb	26th Mar	